

MOBILITY BULLETIN



- Truck rentals remained wobbly during May.
- Increase in fuel prices in May could not be passed on fully to trade due to demand slackness.
- However, select trunk routes witnessed sharp increase in truck rentals.
- Vacation travellers pushed up fuel sales.
- FASTag collections also witnessed an increase.

66 May was a turbulent month for the trucking sector. Chakka Jam disruptions in NCR and repeated fuel price hikes created significant strain, but weak demand limited the ability to pass on costs fully. While OEMs welcome the government's support for replacing older BS-IV vehicles with cleaner alternatives in Delhi-NCR, fleet operators remain uncertain about the continued usage of BS-IV trucks that still meet pollution norms post November 1."

– Mr. Sudarshan Holla, Joint Managing Director & COO, Commercial Vehicles, Shriram Finance

TRUCK RENTAL RATES (Round trip rentals for 18 ton pay load)

Truck Route	Apr-26	May-26	MoM%	May-25	YoY%
Delhi-Mumbai-Delhi	1,73,000	1,73,000	0.0%	1,60,000	8%
Delhi-Kolkata-Delhi	1,74,000	1,76,000	1.1%	1,58,000	11%
Delhi-Hyderabad-Delhi	1,98,000	2,00,000	1.0%	1,89,000	6%
Delhi-Chennai-Delhi	2,18,000	2,15,000	-1.4%	2,05,000	5%
Delhi-Bengaluru-Delhi	2,21,000	2,21,000	0.0%	2,16,000	2%
Mumbai-Chennai-Mumbai	1,72,000	1,72,000	0.0%	1,59,000	8%
Mumbai-Kolkata-Mumbai	1,97,000	1,97,000	0.0%	1,95,000	1%
Bengaluru-Kolkata-Bengaluru	2,14,000	2,15,000	0.5%	2,04,000	5%
Bengaluru-Mumbai-Bengaluru	1,41,000	1,44,000	2.1%	1,30,000	11%
Guwahati-Mumbai-Guwahati	2,83,000	2,83,000	0.0%	2,74,000	3%
Kolkata-Guwahati-Kolkata	1,54,000	1,55,000	0.6%	1,43,000	8%

MOBILITY BULLETIN



VEHICLE (RETAIL) SALES

CATEGORY	APR-26	MAY-26	MoM%	MAY-25	YoY%
Goods Carrier	84,028	67,785	-19%	61,641	10%
e-Rickshaw with Cart	7,749	7,488	-3%	7,961	-6%
Three Wheeler (Goods)	13,751	13,482	-2%	10,766	25%
Tractor (Commercial)	5,853	5,855	0%	5,971	-2%
Bus	6,921	6,397	-8%	7,808	-18%
Construction Equipment Vehicle (Commercial)	553	488	-12%	754	-35%
Maxi Cab	3,525	2,673	-24%	2,119	26%
Earth Moving Equipment	474	333	-30%	460	-28%
Agricultural Tractor	71,032	75,922	7%	67,293	13%
Trailer (Agricultural)	4,534	2,976	-34%	3,678	-19%
Motor Car	3,89,919	3,68,593	-5%	2,97,280	24%
Motor Cycle/ Scooter	19,33,075	17,92,383	-7%	16,71,054	7%





ELECTRIC VEHICLE SALES

CATEGORY(PURE EV)	APR-26	MAY-26	MoM%	MAY-25	YoY%
E-2 Wheelers	1,42,432	1,58,755	11%	89,120	78%
E-3 Wheelers	37,926	43,736	15%	23,376	87%
Motor Car	23,976	25,376	6%	9,856	157%

MOBILITY BULLETIN




PETROL & DIESEL CONSUMPTION (Volume in MT)

MONTH	APR-26	MAY-26	MoM%	MAY-25	YoY%
Petrol	3.67	3.88	6%	3.78	2.6% 
Diesel	8.28	8.67	5%	8.59	1.0% 



FASTAG COLLECTION

MONTH	APR-26	MAY-26	MoM%	MAY-25	YoY%
Volume(in Mn)	360.27	375.25	4.2%	404.43	-7% 
Values(Cr)	7,045.56	7,308.07	3.7%	7,087.16	3% 